


PD8000 Mortise Locks with Flush Pulls for Pocket Door with FH22 Luna Flush Pull



Application

For residential or commercial application.

Specification

Standard Door Thickness: 1-3/4" (45mm), Thick door kits available
 Backset: 2-3/4" (70mm)
 Handing: Non-Handed
 Thumb-turn Spindle: 5x5mm square
 Lock Case: 3-21/32" x 6" x 11/16" (93 x 152 x 17mm)
 Deadbolt: 1" (25.4mm)
 Cylinder: Schlage C keyway 5 pin mortise cylinder with 2 keys (KD). Keying Services available. Order Separately.

Material

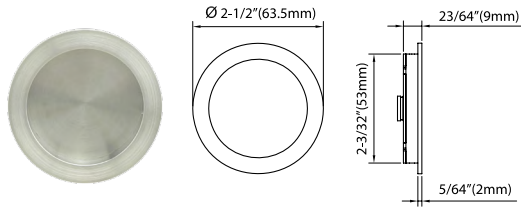
Flush Pull: Stainless Steel / Brass
 Lockcase: Heave Gauge Plated Steel
 Faceplate Strike: Stainless Steel
 Cylinder: Solid Brass with Stainless Steel Face Cover

Finish

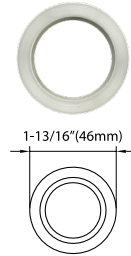
32D - (630) Satin Stainless Steel
 32 - (629) Bright Stainless Steel
 3 - (605) Bright Brass
 38 - (609) Aged Brass
 15 - (619) Satin Nickel (Brass)
 14 - (618) Polished Nickel (Brass)
 10B - (613) Oil Rubbed Bronze (Brass)
 26D - (626) Satin Chrome (Brass)

Trim	Function*	Item Code
FH22 Luna	Passage	FH22PD8010
FH22 Luna	Passage w/Dust Proof Strike	FH22PD8115
FH22 Luna	TT08 Thumbturn Deadlock w/ Emergency Release	FH22PD8440
FH22 Luna	Key x TT08 Thumbturn Deadlock	FH22PD8450
FH22 Luna	TT08 Thumbturn Deadlock	FH22PD8460
FH22 Luna	Dummy	FH22DP

*All Functions with Mortise Lockcase include Built-in Edge Pull, Except Dummy Function

FH22 Luna Flush Pull

FH2200
Flush Pull Only



FH2203
Flush Pull w/
Cylinder Hole



FH2282
Flush Pull
w/ TT08
Thumbturn



FH2204
Flush Pull w/
Thumbturn
Release

Functions

	<p>PD8010 Passage w/ Lockcase Used as flush pull or matching trim on pairs of doors. Edge finger pull operated by the push button.</p>		<p>PD8440 Privacy w/ Emergency Release Deadbolt operated by inside thumbturn or outside emergency release coin turn. Edge finger pull operated by the push button.</p>
	<p>PD8115 Passage w/ Lockcase as Dust Proof Strike Lockcase used as dust proof strike on pair of doors inactive side. Edge finger pull operated by the push button.</p>		<p>PD8450 Entry w/ Single Cylinder Key outside or thumb-turn inside retracts deadbolt with hook. Edge finger pull operated by the push button.</p>
	<p>DP Dummy/Passage without Lock Case</p>		<p>PD8460 Patio Deadbolt operated by thumbturn from inside only. Edge finger pull operated by the push button.</p>